

CO N  
T E M P  
O R A R  
Y



**mmlampadari**

luce italiana dal 1966



# WE BRING *LIGHT* TO YOU.

2016 is a very important year for us, as it celebrates our 50 years of working experience. Since 1966, the year of our foundation, and for more than half a century we have been growing and expanding ourselves, becoming one of the most important reality of the Italian lighting field on an international level. In this 50 years we have been constantly working on new design concepts, never forgetting our love for style.

## **VI PORTIAMO DOVE C'É LA LUCE**

Il 2016 è un anno importante per noi: segna i 50 anni da quel lontano 1966 in cui fondammo la nostra impresa. Questo mezzo secolo ci ha visti crescere e diventare una fra le più importanti realtà italiane nel settore dell'illuminazione per interni a livello internazionale. 50 anni in cui abbiamo coniugato l'amore per il lavoro fatto a regola d'arte e la ricerca continua di nuovi concetti di design.

LEAF	6
BALLOON	12
PAPILLON	16
DOTS	20
RAYS	26
BALLOTON	30
PINEAPPLE	36
ARCH	42
SILVESTRO	58
CLOUD	60
SCARABOCCHIO	62
CAGE	64
TRIMMING	66
ARABESQUE	70
FILI	74
CIRCO	76
MEDUSA	78
BOLLA	82
BONTON	86
DUETTO	90
CODICI / CODES	94

# ESSENTIAL GEOMETRIC SHAPED

7208/12



# LEAF

Ispirata alla natura e all'armonia degli spazi, LEAF propone una struttura leggera ed eclettica frutto di un'accurata ricerca progettuale. Avulso da qualsiasi stile, si integra perfettamente in ambienti sia classici che contemporanei

**DESIGN MATTEO ZORZENONI**

Inspired by nature and harmony of spaces, Leaf has a light structure, result of an accurate planning research. Different from every other styles it blends into both classical and contemporary spaces.

**DESIGN MATTEO ZORZENONI**

7208/2



7208/24



7208/LT3



7208/A1



7206/1G



# BALLOON

Balloon prende spunto da un prodotto già presente nel catalogo presentato ora in chiave contemporanea che ne mette in risalto la struttura combinando con grazia alla base in ceramica cromie e finiture.

**DESIGN MATTEO ZORZENONI**

Balloon an earlier catalogue product now proposed in a contemporary accent. The structure has been emphasized matching elegantly colors and finishings.

**DESIGN MATTEO ZORZENONI**

7206/1P








7206/L1P

7207/36



# PAPILLON

7207/8



Le forme fluide dei tubi metallici lavorati ad arte di questo "chandelier" vogliono ricordare il papillon, accessorio dell'abbigliamento classico, simbolo di eleganza ed icona di stile.

**DESIGN MATTEO ZORZENONI**

This chandelier's fluid shapes of metal pipes want to remind the papillon, the accessory symbol of elegance and icon of classical style.

**DESIGN MATTEO ZORZENONI**

7207/12



# DOTS

Dots è la nuova reinterpretazione di un prodotto preesistente, sottoposto ad una ricerca di semplicità tesa ad eliminare ogni elemento non necessario. Ciò che rimane è "l'anima" della struttura di cui sono stati fatti risaltare gli snodi di contatto.

**DESIGN MATTEO ZORZENONI**

Dots is the new interpretation of a preexisting product aiming at simplicity, removing every redundant elements. Only the soul of the previous product has been left intact, emphasizing its junctions.

**DESIGN MATTEO ZORZENONI**

7210/A1



7210/A2



7210/16





7210/P7



7210/P6



7210/LT5

7209/3



# RAYS

Rays, struttura in ferro con top in vetro soffiato di Murano, parte dall'idea di utilizzare un vetro classico da plafoniera interpretandone la sua essenza.

**DESIGN MATTEO ZORZENONI**

Rays, in iron and blown murano glass, starts from the idea of using classical glasses for ceiling lamp, representing its essence.

**DESIGN MATTEO ZORZENONI**





7209/P3



7209/L3



# BALLOTON

7212/1

7211/1

7213/1



Balloton riporta alla luce la tecnica veneziana del soffiaggio del vetro e la reinterpreta in questa suggestiva collezione di lampade sospese, disponibili singolarmente o in grandi composizioni a "chandelier".

**DESIGN MATTEO ZORZENONI**

Balloton highlights a typical Venetian tradition of glass blowing technique. With their basic shapes, the three versions are appreciated both singularly and in big compositions as a big chandelier.

**DESIGN MATTEO ZORZENONI**

7213/L1



7233/LT1



7211/LT1





7211/1



Il restyling della tradizione artigiana ha dato vita ad una collezione originale e affascinante, dove il vetro lucido del paralume si sposa finemente con la base in ceramica in texture romboidale.

**DESIGN MATTEO ZORZENONI**

A restyling project based on typical handmade tradition allowed the developing of this new lamp. The glossy glass of lampshade embraces the opaque pottery base with rhombus shape texture elegantly.

**DESIGN MATTEO ZORZENONI**

# PINE APPLE

7214/1





7214/L1

7214/L1 04

7214/L1 03



# ARCH

Una serie dalle linee essenziali, pulite e slanciate. Un'eleganza anni 70 che si esprime nei dettagli: snelli tubi metallici, sfere in vetro bianco opalino e volumi in perfetto equilibrio.

**DESIGN MATTEO VALENTI**

A series with essential, clean, sleek lines bring to mind the '70s. The elegance is in the details: thin metal tubes with opal white glass spheres that creates a perfect and harmonious balance.

**DESIGN MATTEO VALENTI**

7252/P6



7252/1

7252/A16





7265/LT4



7265/2





7252/8







7252/2



7252/L1



# SILVESTRO



7076/21

Una luce leggera e graduata è diffusa da SILVESTRO, applique e lampadario in metallo con paralume. I punti luce sono raccolti a raggiera attorno alla base come in un mazzo di fiori per un effetto d'impatto e sempre elegante.

**DESIGN UFFICIO TECNICO MM LAMPADARI**

Silvestro wall lamp and chandelier spreads a graduated and disseminated light. Lighting points are spread evenly around the base like a flower bouquet for a strong visual and elegant impact.

**DESIGN UFFICIO TECNICO MM LAMPADARI**



7076/A9

6978/9



# CLOUD

Ispirata alle nuvole, questa serie di lampade in metallo è composta da lamierine in ferro che schermano parte della luce creando suggestive sfumature.

**DESIGN UFFICIO TECNICO MM LAMPADARI**


Inspired by the clouds. The light comes through the metal plates shades in a direct way, creating a very interesting lighting play.

**DESIGN UFFICIO TECNICO MM LAMPADARI**

6978/A2







7081/A6

# SCARABOCCHIO

Spontanea e ironica. È così che si presenta sin dal primo sguardo questa serie. Una struttura modulare in metallo lavorato che illumina e arreda con un gusto frizzante e ultra moderno.

**DESIGN UFFICIO TECNICO MM LAMPADARI**

Spontaneous and ironic. This is what grasps one's attention for this series from the very first glance. Its name in Italian means "doodle". A modular metal structure illuminating and decorating a room with a sparkling and ultramodern taste.

**DESIGN UFFICIO TECNICO MM LAMPADARI**



7081/12



Qui la luce diviene forma, stile, design. CAGE ha un carattere forte e definito che si sposa con il gusto per l'arredo multiculturale. Innovativa la piastra a led che crea un interessante gioco di luce.

**DESIGN UFFICIO TECNICO MM LAMPADARI**

Cage makes the light turn into the very design, shape, style. Its strong and defined essence matches the multicultural decor, with its innovative led plate which gives an interesting light play.

**DESIGN UFFICIO TECNICO MM LAMPADARI**

# CAGE

7080/1



7096/16



# TRIMMING

Una collezione di lampade in metallo ispirata alle figure mitologiche orientali che con le loro braccia rivolte al cielo raccolgono l'energia creativa.  
**DESIGN PATRIZIA GUIOTTO**

A lamp collection in metal inspired by eastern mythological figures who collect creative energy through their arms.  
**DESIGN PATRIZIA GUIOTTO**





7096/16

# ARABESQUE

6984/1



6985/1



6983/1



6986/1

6996/1



Il raffinato e sofisticato candore del vetro soffiato di murano si sposa con le fantasie arabesche declinate in tutte le sue forme dove protagonisti diventano i dettagli

**DESIGN UFFICIO TECNICO MM LAMPADARI**

The Murano glass refined and sophisticated purity matches the various patterned figures of Arabesque, with its light and original details. These lamps are composed by reinforcing rods. The range is available as single chandelier, in different versions.

**DESIGN UFFICIO TECNICO MM LAMPADARI**



6985/L1



6996/L1



6997/L1



6987/4

# FILI



D005/1 01



D008/1 01



D049/1 01



D007/1 01

Lampade in tondini metallici, leggere e giovanili. La serie comprende sospensioni singole e in diverse forme. La luce viene proiettata in maniera diretta.

**DESIGN CHRISTIAN PICCOLO**

Lighting with metal round cage, light and young. This range includes single pendants in different shapes. The light comes through the cage in a direct way.

**DESIGN CHRISTIAN PICCOLO**



# CIRCO

Una sfera di anelli battuti a mano e un cavo d'acciaio impreziosito con dettagli gioiello compongono questa spiritosa lampada. Innovativo l'utilizzo di una piastra led a soffitto.

**DESIGN UFFICIO TECNICO MM LAMPADARI**

This funny lamp is made like a sphere open at the top and realized with rings hammered by hand. With precious jewel details breaking the linearity of the steel cable. Innovative is the use of a led at the top.

**DESIGN UFFICIO TECNICO MM LAMPADARI**







7065/8+1

# MEDUSA

Forme eleganti e sinuose per una serie adatta agli ambienti dalla forte personalità. La struttura in metallo verniciato è disponibile con paralume in tinta.

**DESIGN CHRISTIAN PICCOLO**

Elegance and sinuosity of a range designed for spaces with a strong character. The lacked metal frame is available with matching shades.

**DESIGN CHRISTIAN PICCOLO**




7065/A1



7064/8+1



7064/P8+1



7090/1 01



# BOLLA

Originali e accattivanti finiture per la serie di lampade in alluminio BOLLA: foglia oro, foglia argento, laccato bianco, nero, rosso e alluminio.

**DESIGN UFFICIO TECNICO MM LAMPADARI**

Range of lighting fixtures made in lathed aluminium, finish in gold leaf, silver leaf, laquered white, black, red and aluminium.

**DESIGN UFFICIO TECNICO MM LAMPADARI**



7091/A2



7091/1 00



7091/1 01



7091/1 02



# BONTON

BONTON è una serie di lampade in vetro soffiato. La luce viene proiettata in maniera diretta attraverso i tagli del vetro andando a creare nell'ambiente un gioco di luci ed ombre.

**DESIGN UFFICIO TECNICO MM LAMPADARI**




D015/1P

BONTON is a serie of blowned glass lamp. The light comes through the glasscuts, creating a very interesting play of light and shade.

**DESIGN UFFICIO TECNICO MM LAMPADARI**



D015/A1





D015/LT1



D015/16



D015/L1

STORY OF  
*EVOLUTION*  
TEACHES  
US THAT  
*UNIVERSE*  
HAS NEVER  
STOPPED  
BEING  
**CREATIVE.**

La storia dell'evoluzione ci insegna che l'universo  
non ha mai smesso di essere creativo



D045/1

# DUETTO

Lucidi metalli cromati sostengono sfere in cristallo satinato accolte da preziosi vetri. Da terra e da sospensione, queste lampade inedite vantano un design originale e d'effetto.

**DESIGN UFFICIO TECNICO MM LAMPADARI**

Polished chrome metals hang satinated glass bowls, covered by precious hand blown glasses. These floor and pendant lamps have a unique and fascinating design.

**DESIGN UFFICIO TECNICO MM LAMPADARI**



D044/P1-A1



D044/P2-A2



D045/LT1



D044/LT1

D045/L1





CODICI  
**CODES**



6983/1
Ø 30
L
L
W
H 40
F V1607, V2553
1XMAX 100W E27
1XMAX 20W E27



6984/1
Ø 30
L
L
W
H 30
F V1607, V2553
1XMAX 100W E27
1XMAX 20W E27



6985/1
Ø 30
L
L
W
H 20
F V1607, V2553
1XMAX 100W E27
1XMAX 20W E27



6986/1
Ø 25
L
L
W
H 25
F V1607, V2553
1XMAX 100W E27
1XMAX 20W E27



6996/1
Ø 30
L
L
W
H 30
F V1607, V2553
1XMAX 100W E27
1XMAX 20W E27



6987/4
Ø 60
L
L
W
H 180
F V1607, V2553
4XMAX 100W E27
4XMAX 20W E27




6985/L1
Ø 30
L
L
W
H 23
F V1607, V2553
XMAX 60W G9
1XMAX 9W G9



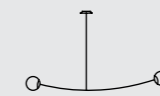
6996/L1
Ø 22
L
L
W
H 3
F V1607, V2553
XMAX 60W G9
1XMAX 9W G9




6997/L1
Ø 30
L
L
W
H 33
F V1607, V2553
XMAX 60W G9
1XMAX 9W G9



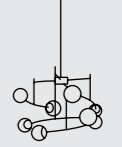
7252/1
Ø 12
L
L
W
H 170
F V2828, V2832, V0216
1X MAX 28W G9



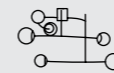
7252/2
Ø
L 124
L 12
W
H 31
F V2828, V2832, V0216
2X MAX 28W G9




7265/2
Ø
L 60
L 17
W
H
F V2828, V2832, V0216
2X MAX 28W G9



7252/8
Ø 85
L
L
W
H 70
F V2828, V2832, V0216
8X MAX 28W G9



7252/P6
Ø 70
L
L
W
H 47
F V2828, V2832, V0216
6X MAX 28W G9




7252/A1 G
Ø
L 22
L
W 12
H 160
F V2828, V2832, V0216
1X MAX 28W G9



7252/A2
Ø
L 30
L 18
W
H 160
F V2828, V2832, V0216
4X MAX 28W G9




7252/L1
Ø
L 29
L 13
W
H 39
F V2828, V2832, V0216
1X MAX 28W G9



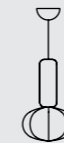
7252/LT2
Ø
L 124
L 40
W
H 210
F V2828, V2832, V0216
2X MAX 28W G9



7252/LT4
Ø
L 124
L 75
W
H 207
F V2828, V2832, V0216
4X MAX 28W G9



7265/LT4
Ø
L 30
L 18
W
H 160
F V2828, V2832, V0216
4X MAX 28W G9



7206/1 G
Ø 30
L
L
W
H 50
F V0199, V0197
E27 MAX 11W BASSO
CONSUMO Ø32MM



7206/1 P
Ø 25
L
L
W
H 50
F V0199, V0197
E27 MAX 11W BASSO
CONSUMO Ø32MM



7206/L1 G
Ø 30
L
L
W
H 50
F V0199, V0197
E27 MAX 11W BASSO
CONSUMO Ø32MM



7206/L1 P
Ø 25
L
L
W
H 45
F V0199, V0197
E27 MAX 11W BASSO
CONSUMO Ø32MM

## BALLOTON

P. 30



<b>7211/1</b>
Ø 40
L
L
W
H 25
F V2810, V2806 1X MAX 60W G9



<b>7212/1</b>
Ø 25
L
L
W
H 30
F V2810, V2806 1X MAX 60W G9



<b>7213/1</b>
Ø 24
L
L
W
H 30
F V2810, V2806 1X MAX 60W G9



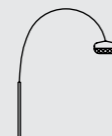
<b>7211/A1</b>
Ø
L
L 40
W 170
H 100
F V2810, V2806 1X MAX 60W G9



<b>7213/L1</b>
Ø 24
L
L
W
H 30
F V2810, V2806 1X MAX 60W G9




<b>7211/LT1</b>
Ø 40
L
L
W
H 185
F V2810, V2806 1X MAX 60W G9



<b>7233/LT1</b>
Ø
L 180
L 45
W
H 243
F V2810, V2806 1X MAX 75W G9

## BOLLA

P. 82



<b>7090/1 00</b>
Ø 50
L
L
W
H 39
F V2728, V2650, V2553, V2727 1X MAX 150W E27



<b>7090/1 01</b>
Ø 40
L
L
W
H 32
F V2728, V2650, V2553, V2727 1X MAX 150W E27



<b>7090/1 03</b>
Ø 25
L
L
W
H 23
F V2728, V2650, V2553, V2727 2X MAX 40W GU10



<b>7091/A2</b>
Ø 40
L
L
W 18
H 15
F V2728, V2650, V2553, V2727 2X MAX 40W GU10



<b>7091/1 00</b>
Ø 60
L
L
W
H 24
F V2728, V2650, V2553, V2727 1X MAX 150W E27



<b>7091/1 01</b>
Ø 50
L
L
W
H 22
F V2728, V2650, V2553, V2727 1X MAX 150W E27



<b>7091/1 02</b>
Ø 40
L
L
W
H 17
F V2728, V2650, V2553, V2727 2X MAX 40W GU10

## BONTON

P. 86



<b>D015/1P</b>
Ø 37
L
L
W
H 21
F V2127 1X MAX 60W E27 1X MAX 11W E27



<b>D015/1G</b>
Ø 50
L
L
W
H 26
F V2127 1X MAX 60W E27 1X MAX 11W E27



<b>D015/A1</b>
Ø
L 37
L
W 24
H 21
F V2127 1X MAX 60W E27



<b>D015/L1</b>
Ø 37
L
L
W
H 25
F V2127 1X MAX 60W 1X MAX 11W E27



<b>D015/LT1</b>
Ø 37
L
L
W
H 180
F V2127 1X MAX 100W E27 1X MAX 20W E27

## CAGE

P. 64



<b>7080/1 00</b>
Ø 80
L
L
W
H 120
F V0199 1LED 12W 4000K



<b>7080/1 01</b>
Ø 110
L
L
W
H 180
F V0199 1LED 18W 4000K

## CIRCO

P. 76



<b>7068/1 00</b>
Ø 44
L
L
W
H 50
F V2553 1LED 8W 4000K



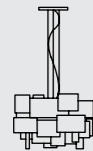
<b>7068/1 01</b>
Ø 60
L
L
W
H 60
F V2553 1LED 12W 4000K



<b>7068/1 02</b>
Ø 73
L
L
W
H 82
F V2553 1LED 18W 4000K

## CLOUD

P. 60



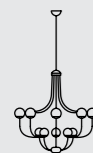
<b>6978/9</b>
Ø 57
L
L
W
H 36
F V2553
8X MAX 40W G9
8X MAX 9W G9
1X MAX 50W GU10



<b>6978/A2</b>
Ø
L 35
L
W 15
H 24
F V2553
2 X MAX 40W G9
2 X MAX 9W G9

## DOTS

P. 20



<b>7210/16</b>
Ø 100
L
L
W
H 110
F V2809, V2806
16 G9 SOLO LED MAX 5W



<b>7210/P1</b>
Ø 12
L
L
W
H 18
F V2809, V2806
1X MAX 60W G9



<b>7210/P6</b>
Ø 66
L
L
W
H 32
F V2809, V2806
7X MAX 60W G9



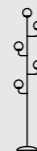
<b>7210/P7</b>
Ø 56
L
L
W
H 42,5
F V2809, V2806
6X MAX 60W G9



<b>7210/A1</b>
Ø
L 12
L 21
W 14,5
H
F V2809, V2806
1X MAX 60W G9



<b>7210/A2</b>
Ø
L 16
L 34
W 14,5
H
F V2809, V2806
2X MAX 60W G9



<b>7210/LT5</b>
Ø
L 42
L 12
W
H 202
F V2809, V2806
5X MAX 60W G9

## DUETTO

P. 90



<b>D045/1</b>
Ø 35
L
L
W
H 20
F V1607
1X MAX 150W E27



<b>D044/P1-A1</b>
Ø
L 12
L
W 8
H 14,5
F V1607
1X MAX 60W G9




<b>D045/P2-A2</b>
Ø 28
L
L
W 8
H 14,5
F V1607
2X MAX 60W G9



<b>D044/L1</b>
Ø
L 12
L 11,5
W
H 23
F V1607
1X MAX 60W G9



<b>D045/L1</b>
Ø
L 35
L 25
W
H 48
F V1607
1X MAX 150W E27



<b>D045/LT1</b>
Ø 35
L
L
W
H 175
F V1607
1X MAX 150W E27

## FILI

P. 74



<b>D005/1 01</b>
Ø 34
L
L
W
H 43
F V1607, V2721
1X MAX 50W GU10



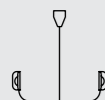
<b>D007/1 01</b>
Ø 57
L
L
W
H 43
F V1607, V2721
1X MAX 20W E27



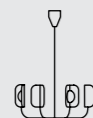
<b>D008/1 01</b>
Ø 43
L
L
W
H 43
F V1607, V2721
1X MAX 20W E27



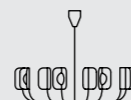
<b>D049/1 01</b>
Ø 35
L
L
W
H 20
F V1607, V2721
1X MAX 150W E27



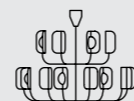
<b>7208/2</b>
Ø 140
L 17
W
H 54/104
F V0199, V2806, V2805, V2807, V0216
2 G9 MAX 5W



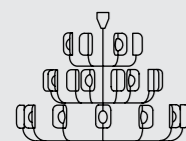
<b>7208/4</b>
Ø 92
L
L
W
H 60/114
F V0199, V2806, V2805, V2807, V0216
4 G9 MAX 5W



<b>7208/8</b>
Ø 150
L
L
W
H 60/114
F V0199, V2806, V2805, V2807, V0216
8 G9 MAX 5W



<b>7208/12</b>
Ø 150
L
L
W
H 104/179
F V0199, V2806, V2805, V2807, V0216
12 G9 MAX 5W




<b>7208/24</b>
Ø 200
L
L
W
H 148/223
F V0199, V2806, V2805, V2807, V0216
24 G9 MAX 5W



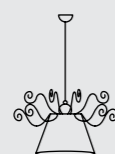
<b>7208/A1</b>
Ø
L 26
L 17
W 14
H
F V0199, V2806, V2805, V2807, V0216
1 G9 MAX 5W



<b>7208/LT3</b>
Ø 30
L
L
W
H 205
F V0199, V2806, V2805, V2807, V0216
3 G9 MAX 5W



<b>7064/8+1</b>
Ø 88
L
L
W
H 20
F V2725
8XMAX 60W G9
1XMAX 50W GU10



<b>7065/8+1</b>
Ø 88
L
L
W
H 35
F V2724
8XMAX 60W G9
1XMAX 50W GU10



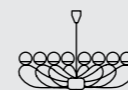
<b>7064/P8+1</b>
Ø 88
L
L
W
H 27
F V2726
8XMAX 60W G9
1XMAX 50W GU10



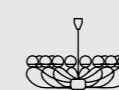
<b>7064/A1</b>
Ø
L
L 16
W 6,5
H 40
F V2725
1XMAX 60W G9



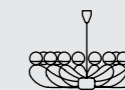
<b>7065/A1</b>
Ø
L
L 30
W 15
H 49
F V2724
1XMAX 40W G9



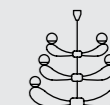
<b>7207/8</b>
Ø 70
L
L
W
H 63
F V0199, V2806, V2805, V2807, V0216
8XMAX 40W G9



<b>7207/12 02</b>
Ø 90
L
L
W
H 63/113
F V0199, V2806, V2805, V2807, V0216
12 G9 MAX 40W



<b>7207/12 00</b>
Ø 120
L
L
W
H 63/113
F V0199, V2806, V2805, V2807, V0216
12 G9 MAX 40W



<b>7207/36</b>
Ø 160
L
L
W
H 111/161
F V0199, V2806, V2805, V2807, V0216
16 G9 MAX 5W



<b>7214/1</b>
Ø 30
L
L
W
H 50
F V1607
1 MAX 60W E27



<b>7214/L1</b>
Ø 30
L
L
W
H 50
F V1607
1 MAX 60W E27

## AVAILABLE COLOURS / COLORI DISPONIBILI

- 00** SILK GREY BASE, TOBACCO GLASS  
BASE GRIGIO SETA, VETRO TABACCO
- 01** BLACK BASE, BLACK TRANSPARENT GLASS  
BASE NERO, VETRO NERO TRASPARENTE
- 02** GOLDEN YELLOW BASE, WHITE GLASS  
BASE GIALLA, VETRO BIANCO
- 03** TURQUOISE BASE, WHITE GLASS  
BASE TURCHESE PASTELLO, VETRO BIANCO
- 04** GREEN BLU BASE, WHITE GLASS  
BASE BLU VERDASTRO, VETRO BIANCO



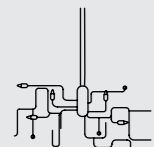
<b>7209/3</b>
Ø 42
L
L
W
H 65
F V0199, V2806, V2805, V2807, V0216
3 G9 MAX 40W



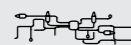
<b>7209/P3</b>
Ø 42
L
L
W
H 20
F V0199, V2806, V2805, V2807, V0216
3X MAX 40W E14



<b>7209/L3</b>
Ø 32
L
L
W
H 60
F V0199, V2806, V2805, V2807, V0216
3 G9 MAX 40W



7081/12	
Ø	
L	110
L	65
W	
H	50
F	V2553
12 MAX 60W G9	




7081/P8	
Ø	
L	70
L	70
W	
H	27
F	V2553
8 MAX 60W G9	




7081/A6	
Ø	
L	
L	31
W	22
H	80
F	V2553
6 MAX 60W G9	

**SILVESTRO**

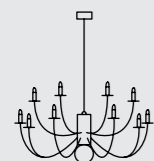


7076/21	
Ø	95
L	
L	
W	
H	103
F	V0199
21 MAX 40W E14	



7076/A9	
Ø	
L	
L	80
W	55
H	100
F	V0199
9 MAX 40W E14	

**TRIMMING**



7096/16	
Ø	100
L	
L	
W	
H	60
F	V2659
16 MAX 40W E14	



7096/A2	
Ø	
L	29
L	
W	44
H	32
F	V2659
2 MAX 60W E14	



7096/A4	
Ø	
L	30
L	
W	44
H	45
F	V2659
4 MAX 40W E14	

**LEGENDA**

**CODICI / CODES**

Ø	DIAMETRO / DIAMETER (mm)
L	LUNGHEZZA / LENGTH (mm)
L	LARGHEZZA / WIDTH (mm)
W	PROFONDITÀ / WIDTH (mm)
H	ALTEZZA / HEIGHT (mm)
F	FINITURA / FINISH

**FINITURE / FINISHING**

V0197	oro galvanico /galvanic gold
V0199	nero opaco / matt black
V0216	ottone lucido / glossy brass
V1021	foglia argento / silver leaf
V1607	chromo lucido / glossy chrome
V2127	nicel satinato / satin nickel
V2263	foglia oro / gold leaf
V2553	bianco lucido / glossy white
V2650	nero lucido / glossy black
V2721	argento scuro / dark silver
V2724	verde oliva / olive green
V2725	rosso arancio / red orange
V2726	giallo ocra / ocra yellow
V2727	color alluminio / aluminium color
V2728	rosso vivo / bright red
V2805	ottone satinato / satin brass
V2806	rame lucido / glossy copper
V2807	rame satinato / satin copper
V2809	bianco lucido con particolari in foglia rame / glossy white with copper leaf details
V2810	nero opaco interno rame verniciato / matt black with copper colour inside
V2828	canna di fucile / gunmetal grey
V2832	canna di fucile con particolari in ottone lucido / gunmetal grey with glossy brass details

---

**VISUAL CREATIVE DIRECTION & STYLING**

Laura Pozzi

**PHOTO**

Federico Marin

**GRAPHICS**

Coeee Italia

**PRINT & COLOUR CALIBRATION**

Tipografia Asolana

**THANKS TO:**

Miniforms  
Marazzi Group  
Lema  
Jesse  
Kasthall  
Little Owl  
Sculpture Jeux  
Matteo Zorzenoni  
Matteo Pala  
Roncato Valigeria  
Rubinetteria Giulini  
F.Ili Calegari  
Mauro Bolognesi  
Ceramiche Milesi  
Hafrogeromin  
Arlex Italia  
Woobag  
Officina N°3  
Woodmoon  
Il Cesello



Tutti i prodotti MM LAMPADARI S.r.l. che rientrano nell'ambito di applicazione della direttiva europea EMC 89/336, 73/23 e 93/68 EEC, soddisfano i requisiti richiesti e recano la marcatura. Il simbolo é posto sull'imballo e sul prodotto. Ogni articolo prodotto presentato nel catalogo é prodotto e decorato artigianalmente, pertanto lievi differenze nelle dimensioni costituiranno quel carattere di unicit  proprio della lavorazione manuale. MM Lampadari S.r.l. si riserva il diritto di intervenire in qualunque momento e senza preavviso per apportare le modifiche che ritenesse pi  opportune per migliorare il prodotto o in risposta a qualsiasi esigenza di carattere normativo costruttivo o commerciale.

All the products of MM Lampadari S.r.l. included in the current European directives EMC 89/336, 73/23 and 93/68 EEC, meet every requirements and are marked. The symbol is placed on the packaging and on the products. Every item presented in the catalogue is produced and decorated by craftsmen. Hence, slight differences on the size and decorations are the result of the unique quality of handwork. MM Lampadari S.r.l. reserves its right to intervene in every moment and without forewarning in order to make the modifications more suitable to improve the product or reply to each legal, manufacturing or commercial requirement.

#### MM LAMPADARI IS MEMBER OF





Via Feltrina, 37  
31040 Pederobba (TV) Italy  
T +39 0423 68 88 00  
mmlampadari@mmlampadari.com  
**mmlampadari.com**



**mmlampadari**

luce italiana dal 1966